


QT025

Liquid Cooled Gas Engine Generator Sets

Standby Power Rating
25 kW 60 Hz



GENERAC 2.5L ENGINE

Naturally Aspirated
Gaseous Fueled

STANDARD EQUIPMENT

- All input connections in one single area
- High coolant temperature shutdown
- Low oil pressure shutdown
- Low coolant level automatic shutdown
- Overspeed automatic shutdown
- Crank timer
- Exercise timer
- Oil drain extension
- Cool flow radiator
- Closed coolant recovery system
- UV/Ozone resistant hoses
- Watertight state of the art electrical connectors
- Mainline circuit breaker
- Radiator drain extension
- Battery charge alternator
- 2 Amp static battery charger
- Battery and battery cables
- Battery rack
- Fan and belt guards
- Isochronous governor

FEATURES

- Innovative design and fully prototype tested
- UL2200 Listed
- Solid state frequency compensated voltage regulator
- Dynamic and static battery charger
- Sound attenuated acoustically designed enclosure
- Quiet test for low noise level exercise
- Acoustically designed engine cooling system
- High flow low noise factory engineered exhaust system
- State of the art digital control system with R100 digital control panel
- Watertight electrical connectors
- Rodent proof construction
- High efficiency, low distortion Generac designed alternator
- Vibration isolated from mounting base
- Matching Generac transfer switches engineered and tested to work as a system
- All components easily accessible for maintenance
- Electrostatically applied powder paint

GENERAC[®]
POWER SYSTEMS, INC.

APPLICATION & ENGINEERING DATA

QT025

GENERATOR SPECIFICATIONS

TYPE	Synchronous
ROTOR INSULATION	Class H
STATOR INSULATION	Class H
TOTAL HARMONIC DISTORTION	<3.5%
TELEPHONE INTERFERENCE FACTOR (TIF)	<50
ALTERNATOR OUTPUT LEADS 3 PHASE	4 wire
BEARINGS	Sealed Ball
COUPLING	Flexible Disc
LOAD CAPACITY (STANDBY RATING)	25 kW
EXCITATION SYSTEM	Direct

NOTE: Generator rating and performance in accordance with ISO8528-5, BS5514, SAE J1349, ISO3046, and DIN6271 standards.

VOLTAGE REGULATOR

TYPE	Electronic
SENSING	Single Phase
REGULATION	± 1%
FEATURES	V/F Adjustable Adjustable Voltage and Gain LED Indicators

GENERATOR FEATURES

- Revolving field heavy duty generator
- Directly connected to the engine
- Operating temperature rise 120 °C above a 40 °C ambient
- Insulation is Class H rated at 150 °C rise
- All models are fully prototyped tested

CONTROL PANEL FEATURES

- SEVEN LED INDICATOR LIGHTS
 - System ready
 - Low fuel pressure
 - Low battery
 - Low oil pressure
 - High coolant temp/low coolant temp
 - Overspeed
 - Overcrank
- ADDITIONAL FUNCTIONS
 - Utility sensing
 - Delay on utility failure for engine start
 - Engine warm-up before transfer
 - Delay to retransfer to utility
 - Engine cooldown timer
 - Exerciser not set
- INTERNAL FUNCTIONS:
 - 3 position switch (auto, off and manual)
 - 2 wire start for any transfer switch
 - Communicates with the Generac RTS transfer switch
 - Built-in 7 day exerciser
 - Selectable engine speed at exercise
 - Governor controller is built into the master control board
 - Temperature range -40 °C to 70 °C

ENGINE SPECIFICATIONS

MAKE	Generac
MODEL	In line
CYLINDERS	4
DISPLACEMENT	2.5 Liter
BORE	3.78
STROKE	3.40
COMPRESSION RATIO	9.4:1
INTAKE AIR SYSTEM	Naturally Aspirated
VALVE SEATS	Replaceable
LIFTER TYPE	Solid O.H.C.

GOVERNOR SPECIFICATIONS

TYPE	Electronic
FREQUENCY REGULATION	Isochronous
STEADY STATE REGULATION	± 0.25
ADJUSTMENTS	
Speed	Yes
Droop	Yes

ENGINE LUBRICATION SYSTEM

OIL PUMP	Gear
OIL FILTER	Full flow spin-on cartridge
CRANKCASE CAPACITY	4 Quarts

ENGINE COOLING SYSTEM

TYPE	Closed
WATER PUMP	Belt driven
FAN SPEED	2090
FAN DIAMETER	16 inches
FAN MODE	Pusher

FUEL SYSTEM

FUEL TYPE	Natural gas, propane vapor
CARBURETOR	Down Draft
SECONDARY FUEL REGULATOR	Standard
FUEL SHUT OFF SOLENOID	Standard
OPERATING FUEL PRESSURE5" - 14" H ₂ O

ELECTRICAL SYSTEM

BATTERY CHARGE ALTERNATOR	12V 30 Amp
STATIC BATTERY CHARGER	2 Amp
RECOMMENDED BATTERY	Group 26, 525CCA
SYSTEM VOLTAGE	12 Volts

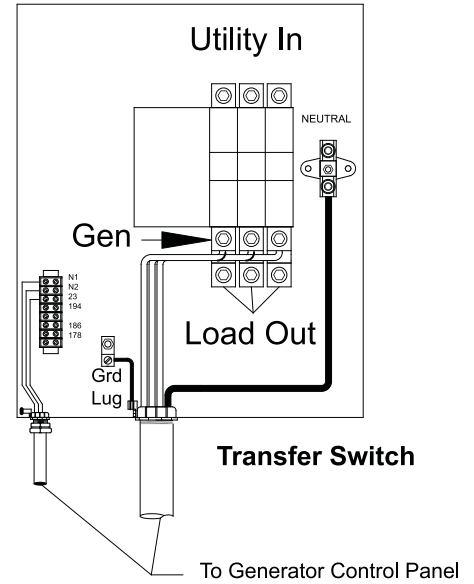
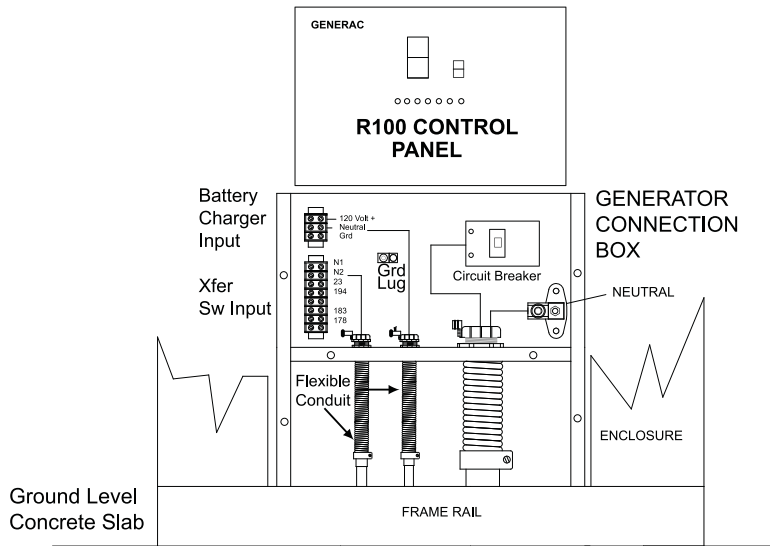
QT025

OPERATING DATA

		QT025		
KW RATING		25		
ENGINE SIZE		2.5 Liter 4-cyl inline		
GENERATOR OUTPUT VOLTAGE/KW - 60Hz		KW	AMP	CB Size
120/240V, 1-phase, 1.0 pf		25	104	125
120/208V, 3-phase, 0.8 pf		25	85	100
GENERATOR LOCKED ROTOR KVA AVAILABLE @ VOLTAGE DIP OF 35%				
Single phase or 208 3-phase		40		
480V 3-phase		50		
ENGINE FUEL CONSUMPTION (Natural Gas) (Propane)		Natural Gas	Propane	
		(ft ³ /hr.)	(gal/hr.)	cu ft/hr
Exercise cycle		60	0.65	24
25% of rated load		140	1.53	56
50% of rated load		220	2.40	87
75% of rated load		300	3.27	119
100% of rated load		380	4.15	151
ENGINE COOLING				
Air flow (inlet air including alternator and combustion air)		ft ³ /min.	1,438	
System coolant capacity		US gal.	3.0	
Heat rejection to coolant		BTU/hr.	95,000	
Max. operating air temp. on radiator		°C (°F)	60 (150)	
Max. ambient temperature		°C (°F)	50 (140)	
COMBUSTION AIR REQUIREMENTS				
Flow at rated power 60 Hz		cfm	75	
SOUND EMISSIONS IN DBA				
Exercising at 7 meters		58		
Full load at 7 meters		69		
EXHAUST				
Exhaust flow at rated output 60 Hz		cfm	227	
Exhaust temp. at muffler outlet		°F	1,000	
ENGINE PARAMETERS				
Rated synchronous RPM		60 Hz	1800	
HP at rated KW		60 Hz	40	
POWER ADJUSTMENT FOR AMBIENT CONDITIONS				
Temperature Deration				
3% for every 10 °C above - °C		25		
1.65% for every 10 °F above - °F		77		
Altitude Deration				
1% for every 100 m above - m		183		
3% for every 1000 ft. above - ft.		600		

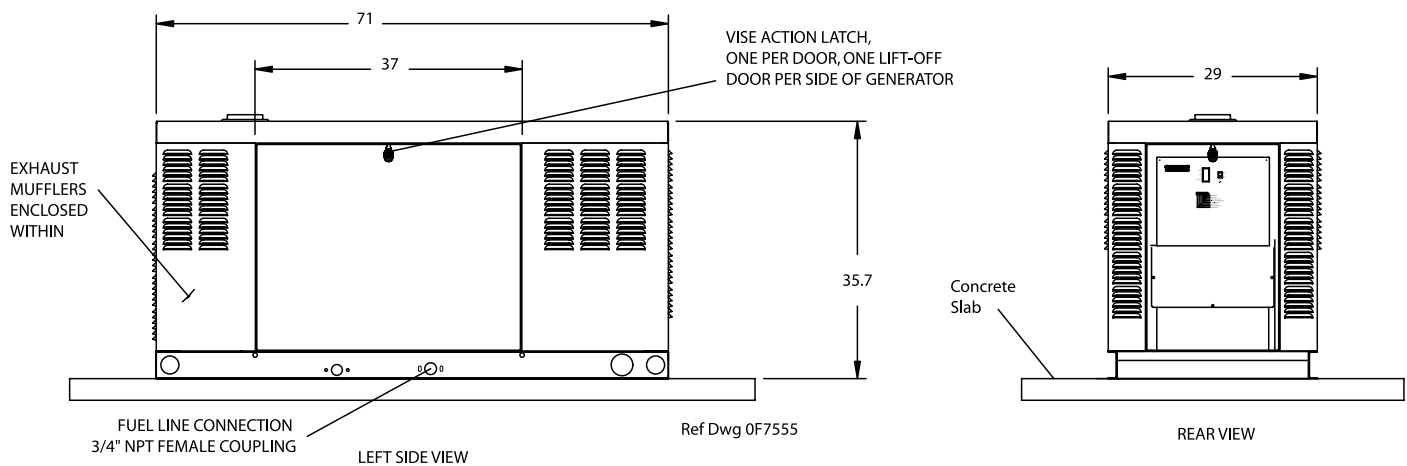
RATING: All three phases units are rated at 0.8 power factor. All single phase units are rated at 1.0 power factor. STANDBY RATING: Standby ratings apply to installations served by a reliable utility source. The standby rating is applicable to varying loads for the duration of a power outage. There is no overload capability for this rating. Ratings are in accordance with ISO-3046-1. Design and specifications are subject to change without notice. KW rating is based on LPG Fuel and may derate with natural gas.

C1 Enclosure 20-25 KW QT



CIRCUIT BREAKER SIZE				
KW	VOLTS	/	AMPS	LUG SIZE
20	240	1 Ø	90	#6 to 1/0
20	208	3 Ø	80	#6 to 1/0

INSTALLATION LAYOUT



GENERAC® POWER SYSTEMS, INC. • P.O. BOX 8 • WAUKESHA, WI 53187
 262/544-4811 • FAX 262/544-4851